

Format of Holding of Specified Securities

1 Name of the Listed entity: **KANCO TEA & INDUSTRIES LIMITED**
2 Scrip Code /Name of Scri/ Class of Security : CSE -14107/10014107,BSE - 590130/KANCOTE A, EQUITY
3 Share Holding Pattern filed under Reg 31(1)(b) for Quarter ended : 31.12.2017
4 **DECLARATION** : The Listed Entity is required to submit the following declaration to the extent

of Submission of information :

Particulars		
1	Whether the Listed Entity has issued any partly paid up shares ?	NO
2	Whether the Listed Entity has issued any Convertible Securities or Warrants ?	NO
3	Whether the Listed Entity has any shares against which Depository receipts are issued ?	NO
4	Whether the Listed Entity has any shares in locked-in ?	NO
5	Whether any shares held by Promoters are pledged or otherwise encumbered ?	NO




Table 1 - Summary Statement holding of specified securities

Category code (I)	Category and Name of the shareholders (II)	Number of shareholders (III)	No. of fully paid up equity shares held (IV)	Partly paid-up equity shares held (V)	No. of shares underlying Depository Receipts (VI)	Total Nos. shares held (VII) = (IV)+(V)+(VI)	Shareholding % calculate as per SCRR 1987 As a % of (A+B+C2) (VIII)	No. of voting Rights held in each class of securities (IX)			Total as a % of (A+B+C)	No. of shares underlying convertible securities (including warrants) (X)	Shareholding as a % assuming full conversion of convertible securities as a % of diluted share capital) (XI) = (VII)+(X) as a % of A+B+C2	Number of Locked in shares (XII)		Number of shares pledged or otherwise encumbered (XIII)		Number of Shares held in dematerialized form (XIV)
								Class X	Class Y	Total				No. (a)	As a % of total shares held (b)	No. (a)	As a % of total shares held (b)	
(A)	Promoter and Promoter Group	10	3603982	0	0	3603982	70.349	3603982	0	3603982	70.349	0	0	0	0	0	3603982	
(B)	Public	11315	1516945	0	0	1516945	29.651	1414464	0	1414464	29.651	0	0	0	0	0	1124792	
(C1)	Non Promoter - Non Public	0	0	0	0	0	0.000	0	0	0	0.000	0	0	0	0	0	0	
(C2)	Shares underlying DRs	0	0	0	0	0	0.000	0	0	0	0.000	0	0	0	0	0	0	
	Shares held by Employee Trusts	0	0	0	0	0	0.000	0	0	0	0.000	0	0	0	0	0	0	
	Total	11325	5122827	0	0	5122827	100.000	5018348	0	5018348	100.000	0	0	0	0	0	472872	




Table II - Statement showing Shareholding Pattern of the Promoter and Promoter Group

Category code	Category and Name of the shareholders (i)	PAN (ii)	Number of shareholders (iii)	No. of fully paid up equity shares held (iv)	Partly paid-up equity shares held (v)	No. of shares underlying Depository Receipts (vi)	Total Nos. shares held (vii) = (iv)+(v)+(vi)	Shareholding % calculate as per SCRR 1957 as a % of (A+B+C2) (viii)	No. of voting Rights held in each class of securities (ix)			No. of shares underlying convertible Securities (including warrants) (x)	Shareholding as a % assuming full conversion of convertible securities as a % of diluted share capital (xi) = (A+B+C2)	Number of Locked in shares (xii)		Number of shares pledged or otherwise encumbered (xiii)		Number of Shares held in dematerialized form (xiv)
									Class X	Class Y	Total			No.	As a % of total shares held (b)	No.	As a % of total shares held (b)	
1	Indian		4	1508391	0	0	1508391	29.445	1508391	0	29.445	0	0.000	0	0.000	0	0.000	1508391
(a)	Individuals/Hindu Undivided Family																	
	STUTI KANORIA	APQPK2602D		205722	0	0	205722	4.018	205722	0	4.018	0	0.000	0	0.000	0	0.000	205722
	ANURADHA KANORIA	AGCPK9176D		549441	0	0	549441	10.725	549441	0	10.725	0	0.000	0	0.000	0	0.000	549441
	UMANG KANORIA HUF	AAALH1902K		466605	0	0	466605	9.108	466605	0	9.108	0	0.000	0	0.000	0	0.000	466605
	SATVIK KANORIA	BBDPK2105D		286623	0	0	286623	5.595	286623	0	5.595	0	0.000	0	0.000	0	0.000	286623
(b)	Central Government/State Government(s)		0	0	0	0	0	0.000	0	0	0.000	0	0.000	0	0.000	0	0.000	0
(c)	Financial Institutions / Banks		0	0	0	0	0	0.000	0	0	0.000	0	0.000	0	0.000	0	0.000	0
(d)	Any Other (Specify)		0	0	0	0	0	0.000	0	0	0.000	0	0.000	0	0.000	0	0.000	0
	IT Body / C (Specify)		5	1347591	0	0	1347591	26.306	1347591	0	26.306	0	0.000	0	0.000	0	0.000	1347591
	ST RESOURCES PVT LTD	AAACE665N		877623	0	0	877623	17.132	877623	0	17.132	0	0.000	0	0.000	0	0.000	877623
	ST INVESTMENT PVT LTD	AAACE720E		81018	0	0	81018	1.592	81018	0	1.592	0	0.000	0	0.000	0	0.000	81018
	FACIION INVESTMENTS PVT LTD	AAACE373G		259950	0	0	259950	5.074	259950	0	5.074	0	0.000	0	0.000	0	0.000	259950
	INNOVA PROPERTIES PRIVATE LTD	AAACE669P		36000	0	0	36000	0.703	36000	0	0.703	0	0.000	0	0.000	0	0.000	36000
	NIDHI PVT LTD	AAACE80726G		93000	0	0	93000	1.815	93000	0	1.815	0	0.000	0	0.000	0	0.000	93000
	IT Trust/ Association of Persons		1	747900	0	0	747900	14.599	747900	0	14.599	0	0.000	0	0.000	0	0.000	747900
	SATVIK WELFARE TRUST	AAACT98A26R		747900	0	0	747900	14.599	747900	0	14.599	0	0.000	0	0.000	0	0.000	747900
	Sub Total (A1)		10	3603882	0	0	3603882	70.349	3603882	0	70.349	0	0.000	0	0.000	0	0.000	3603882
(e)	Foreign		0	0	0	0	0	0.000	0	0	0.000	0	0.000	0	0.000	0	0.000	0
(b)	Individuals/Foreign Individuals)		0	0	0	0	0	0.000	0	0	0.000	0	0.000	0	0.000	0	0.000	0
(c)	Government		0	0	0	0	0	0.000	0	0	0.000	0	0.000	0	0.000	0	0.000	0
(d)	Institutions		0	0	0	0	0	0.000	0	0	0.000	0	0.000	0	0.000	0	0.000	0
(e)	Foreign Portfolio Investor		0	0	0	0	0	0.000	0	0	0.000	0	0.000	0	0.000	0	0.000	0
	Any Other (Specify)		0	0	0	0	0	0.000	0	0	0.000	0	0.000	0	0.000	0	0.000	0
	Sub Total (A2)		0	0	0	0	0	0.000	0	0	0.000	0	0.000	0	0.000	0	0.000	0
	Promoter Group (A1)+(A2)		10	3603882	0	0	3603882	70.349	3603882	0	70.349	0	0.000	0	0.000	0	0.000	3603882




Table III - Statement showing Shareholding Pattern of the Public shareholder

Category code	Category and Name of the shareholders (i)	PAN (ii)	Number of shareholders (iii)	No. of fully paid up equity shares held (iv)	Partly paid-up equity shares held (v)	No. of shares underlying Depository Receipts (vi)	Total Nos. shares held (vii) = (iv)+(v)+(vi)	Shareholding % calculate as per SCRR 1957 As a % of (A+B+C2) (viii)	No. of voting Rights held in each class of securities (ix)			No. of shares underlying convertible Securities (including warrants) (x)	Shareholding of convertible securities (as a % of diluted share capital) (xi) = as a % of A+B+C2	Number of Locked in shares (xii)		Number of shares pledged or otherwise encumbered (xiii)		Number of Shares held in dematerialized form (xiv)
									Class X	Class Y	Total			No. (a)	As a % of total shares held (b)	No. (a)	As a % of total shares held (b)	
1	Institutions																	
(a)	Mutual Funds/UTI		4	15804	0	0	15804	0.309	15804	0	0.309	0	0.000	0	0.000	0	0.000	15804
(b)	Venture Capital Funds		0	0	0	0	0	0.000	0	0	0.000	0	0.000	0	0.000	0	0.000	0
(c)	Alternate Investment Funds		0	0	0	0	0	0.000	0	0	0.000	0	0.000	0	0.000	0	0.000	0
(d)	Foreign Venture Capital Investors		0	0	0	0	0	0.000	0	0	0.000	0	0.000	0	0.000	0	0.000	0
(e)	Foreign Portfolio Investors		0	0	0	0	0	0.000	0	0	0.000	0	0.000	0	0.000	0	0.000	0
(f)	Financial Institutions / Banks		2	75	0	0	75	0.001	75	0	0.001	0	0.000	0	0.000	0	0.000	18
(g)	Insurance Companies		0	0	0	0	0	0.000	0	0	0.000	0	0.000	0	0.000	0	0.000	0
(h)	Provident Funds / Pension Funds		0	0	0	0	0	0.000	0	0	0.000	0	0.000	0	0.000	0	0.000	0
(i)	Any Other (Specify)		0	0	0	0	0	0.000	0	0	0.000	0	0.000	0	0.000	0	0.000	0
(j)	UNCLAIMED SHARES		1	12558	0	0	12558	0.245	0	0	0.000	0	0.000	0	0.000	0	0.000	12558
(k)	KANCO TEA & INDUSTRIES LTD.		0	0	0	0	0	0.000	0	0	0.000	0	0.000	0	0.000	0	0.000	0
(l)	Sub Total (B)(1)		7	28437	0	0	28437	0.555	15879	0	0.310	0	0.000	0	0.000	0	0.000	28390
(m)	Central Government/State Government(s)/ President of India		0	4491	0	0	4491	0.088	4491	0	0.088	0	0.000	0	0.000	0	0.000	0
(n)	Sub Total (B)(2)		0	4491	0	0	4491	0.088	4491	0	0.088	0	0.000	0	0.000	0	0.000	0
(o)	Non-institutions		0	0	0	0	0	0.000	0	0	0.000	0	0.000	0	0.000	0	0.000	0
(p)	Individuals - shareholders holding nominal share capital up to Rs 2 Lakh		0	767168	0	0	767168	14.975	767168	0	14.975	0	0.000	0	0.000	0	0.000	584823
(q)	Individual shareholders holding nominal share capital in excess of Rs. 2 Lakh		0	494025	0	0	494025	9.644	494025	0	9.644	0	0.000	0	0.000	0	0.000	288525
(r)	SUBRAMANIAN P	AMBPS6831K	0	194070	0	0	194070	3.788	194070	0	3.788	0	0.000	0	0.000	0	0.000	194070
(s)	MANOJ BALAJI HUF		0	82500	0	0	82500	1.610	82500	0	1.610	0	0.000	0	0.000	0	0.000	0
(t)	GAJRI SHANKAR BABA'S HUF		0	78000	0	0	78000	1.523	78000	0	1.523	0	0.000	0	0.000	0	0.000	0
(u)	NREFCs Registered with RBI		0	0	0	0	0	0.000	0	0	0.000	0	0.000	0	0.000	0	0.000	0
(v)	Employees Trusts		0	0	0	0	0	0.000	0	0	0.000	0	0.000	0	0.000	0	0.000	0
(w)	Shares Depositories (holding Demat Shares in their name)		0	0	0	0	0	0.000	0	0	0.000	0	0.000	0	0.000	0	0.000	0
(x)	Any Other (Specify)		0	0	0	0	0	0.000	0	0	0.000	0	0.000	0	0.000	0	0.000	0
(y)	Body Corporate		103	129572	0	0	129572	2.529	129572	0	2.529	0	0.000	0	0.000	0	0.000	127712
(z)	WIND POWER MINIMAX PVT. LTD.	AAAGV2478A	0	620	0	0	620	0.001	620	0	0.001	0	0.000	0	0.000	0	0.000	620
(aa)	NRI		6	620	0	0	620	0.001	620	0	0.001	0	0.000	0	0.000	0	0.000	620
(ab)	Repeat		8	417	0	0	417	0.000	417	0	0.000	0	0.000	0	0.000	0	0.000	417
(ac)	Non-repeat		0	0	0	0	0	0.000	0	0	0.000	0	0.000	0	0.000	0	0.000	0
(ad)	IEPF - INVESTOR EDUCATION PROTECTION FUND AUTHORITY		1	91923	0	0	91923	1.794	91923	0	1.794	0	0.000	0	0.000	0	0.000	91923
(ae)	GF		0	0	0	0	0	0.000	0	0	0.000	0	0.000	0	0.000	0	0.000	0
(af)	Trust		0	0	0	0	0	0.000	0	0	0.000	0	0.000	0	0.000	0	0.000	0
(ag)	Clearing Member		16	2292	0	0	2292	0.004	2292	0	0.004	0	0.000	0	0.000	0	0.000	2292
(ah)	Sub Total (B)(3)		11307	148817	0	0	148817	28	1394094	0	28	0	0.000	0	0.000	0	0.000	148817
(ai)	Total Public Shareholding		11315	1518945	0	0	1518945	29.851	1414464	0	29.851	0	0.000	0	0.000	0	0.000	1134792
(aj)	(B)-(B)(1)-(B)(2)+(B)(3)																	





Table IV - Statement showing Shareholding Pattern of the Non Promoter - Non Public shareholder

Category code	Category and Name of the shareholders (i)	PAN (ii)	Number of shareholders (iii)	No. of fully paid up equity shares held (iv)	Partly paid-up equity held (v)	No. of shares underlying Depository Receipts (vi)	Total Nos. shares held (vii) = (iv)+(v)+(vi)	Shareholding % calculate as per SCRR 1957 As a % of (A+B+C2) (viii)	No of voting Rights held in each class of securities (ix)			No of shares underlying convertible securities (including warrants) (x)	Shareholding as a % assuming full conversion of convertible securities (as a % of diluted share capital) (xi) = as a % of A+B+C2	Number of Locked in shares (xii)		Number of shares pledged or otherwise encumbered (xiii)		Number of Shares held in dematerialized form (xiv)
									X	Y	Total			No. (a)	As a % of total shares held (b)	No. (a)	As a % of total shares held (b)	
(1)	Custodian/ DR Holder		0	0	0	0	0	0.000	0	0	0	0	0	0	0	0	0	0
(2)	(Share Based Employees Benefit) Regulations, 2014)		0	0	0	0	0	0.000	0	0	0	0	0	0	0	0	0	0
	Total Non-Promoter-Non Public Shareholding (G) = (C1)+(C12)		0	0	0	0	0	0.000	0	0	0	0	0	0	0	0	0	0.000



[Handwritten signature]